

KAREN A. COFFMAN JACKSON COUNTY TREASURER

**NOVEMBER
2015**



PORTFOLIO SIZE

Current Portfolio

Certificate of Deposits (CD)	4,500,000.00
Money Market Accounts	17,987,435.14
Treasuries & Agencies	27,021,505.42
	\$49,508,940.56

CURRENT HAPPENINGS

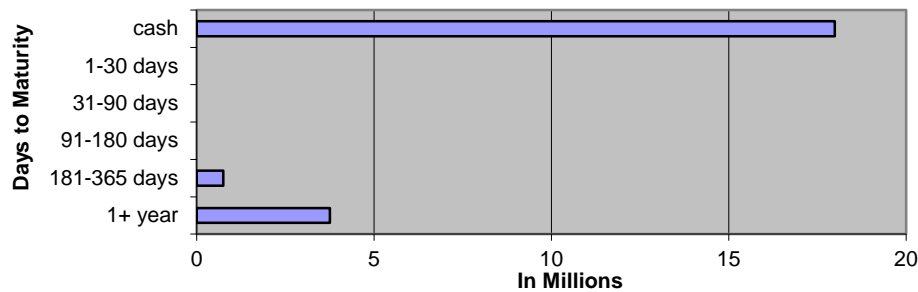
2015 Revenue Year to Date*

All Delinquent Taxes	20,170,843
Dog Licenses	43,314
Passports	11,775

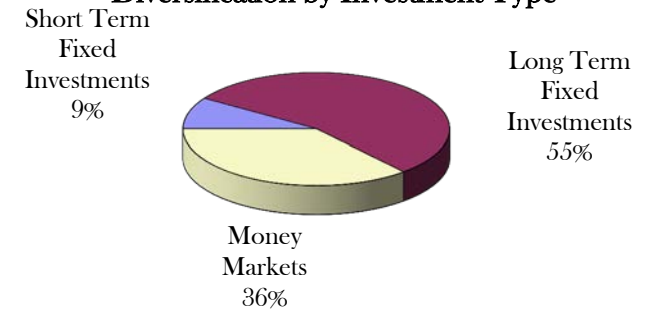
*General Ledger Information/Cash basis

DIVERSIFICATION

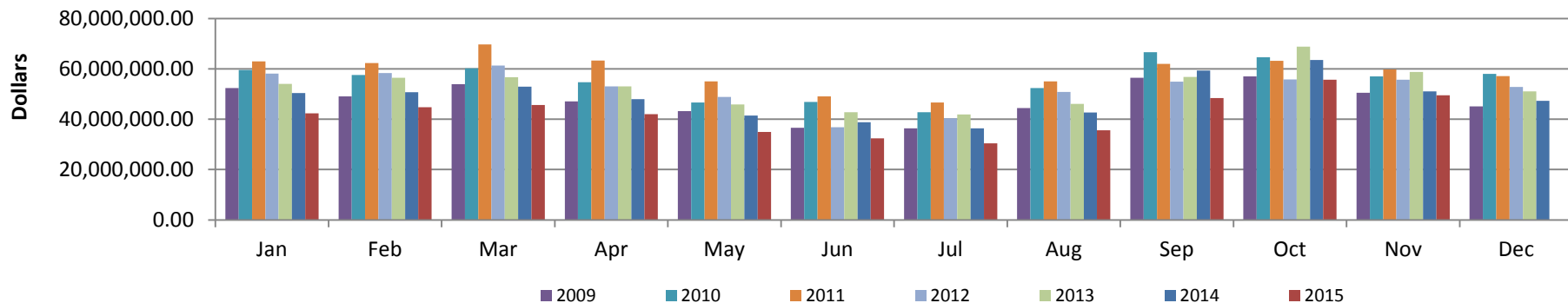
Diversification by Maturity Date



Diversification by Investment Type



Historical Comparison by Month



November 2015 General Account Investments

CUSIP	Issuer	Par Value	Current Rate	Maturity Date
Certificates of Deposit				
115518245	Flagstar Bank	\$ 500,000.00	0.650%	5/24/2016
320844PB3	First Merit Bank	\$ 250,000.00	1.000%	10/31/2016
9497482H9	Wells Fargo	\$ 500,000.00	1.000%	9/25/2017
894333EX7	Traverse City State Bank	\$ 250,000.00	1.300%	10/24/2017
872278QS8	TCF	\$ 500,000.00	1.050%	11/20/2017
48124JSZ2	JP Morgan Chase	\$ 250,000.00	1.125%	2/20/2018
94986TMB0	Wells Fargo	\$ 250,000.00	0.950%	2/28/2018
66704MDZ1	Northstar Bank	\$ 250,000.00	1.400%	2/28/2018
464209CB9	Isabella Bank	\$ 250,000.00	1.200%	6/18/2018
48124JWV6	JP Morgan Chase	\$ 250,000.00	1.250%	9/28/2018
33646CFM1	1st Source Bank	\$ 250,000.00	1.700%	8/28/2019
060704BA0	Bank Birmingham	\$ 250,000.00	1.500%	2/13/2020
32110YER2	First National Bank of America	\$ 250,000.00	1.500%	3/16/2020
201282GJ3	Alma Bank	\$ 250,000.00	1.500%	4/13/2020
859094AP9	Stephenson National Bank	\$ 250,000.00	1.900%	8/19/2020
	Subtotal	\$ 4,500,000.00		
Cash/Money Markets				
	Comerica Bank	\$ 1,213,830.80		
	Michigan CLASS	\$ 3,004,849.40		
	Huntington Bank	\$ 9,265,551.20		
	County National Bank	\$ 501,280.29		
	Talmer Bank & Trust	\$ 2,001,068.59		
	The PrivateBank	\$ 2,000,854.86		
	Subtotal	\$ 17,987,435.14		
Treasuries / U.S. Agencies				
3133EFDN4	Federal Farm Credit Bank	\$ 1,000,000.00	0.850%	9/18/2017
59447PCN9	Michigan Finance Authority Muni Bond	\$ 840,575.42	1.900%	9/1/2018
313382JW4	Federal Home Loan Bank	\$ 2,000,000.00	1.300%	12/27/2018
3137EADM8	Federal Home Loan Mortgage Corp	\$ 480,930.00	1.250%	10/2/2019
3135G0QK2	Federal National Mortgage Assn	\$ 2,000,000.00	1.550%	10/4/2019
3133EFKY2	Federal Farm Credit Bank	\$ 2,000,000.00	1.360%	10/28/2019
3133EC3K8	Federal Farm Credit Bank	\$ 1,000,000.00	1.430%	11/20/2019
3136G2FL6	Federal National Mortgage Assn	\$ 1,000,000.00	2.000%	9/30/2020
3134G84B2	Federal Home Loan Mortgage Corp	\$ 2,000,000.00	2.000%	5/25/2021
3133EFDN6	Federal Farm Credit Bank	\$ 1,000,000.00	2.170%	9/17/2021
3133EAX45	Federal Farm Credit Bank	\$ 2,000,000.00	2.180%	9/20/2021
3133ECLV4	Federal Farm Credit Bank	\$ 700,000.00	2.200%	4/22/2022
3133EC2K9	Federal Farm Credit Bank	\$ 2,000,000.00	2.180%	11/14/2022
313OA6S57	Federal Home Loan Bank	\$ 2,000,000.00	2.375%	11/23/2022
313381BU8	Federal Home Loan Bank	\$ 2,000,000.00	1.500%	11/28/2022
3133ECJE5	Federal Farm Credit Bank	\$ 2,000,000.00	2.430%	3/20/2023
313382TU7	Federal Home Loan Bank	\$ 3,000,000.00	1.500%	4/25/2023
	Subtotal	\$ 27,021,505.42		
	Total	\$ 49,508,940.56		

NOVEMBER 2015 Monthly Pooled Interest

Account Name	Org. Key	Object Code	No. Days	Beginning Balance	Ending Balance	Average Balance	Average Interest	Monthly Interest	GL Entry CR
Public Improvement	245000	000020	30	1,776,424.01	1,061,709.74	1,419,066.88	0.106%	\$123.63	245100-664000
Jail Millage	280000	000020	30	-82,601.90	-432,298.18	-257,450.04	0.106%	-\$22.43	280100-664000
DOA Millage	281000	000020	30	692,239.60	565,795.14	629,017.37	0.106%	\$54.80	281100-664000
Medical Care MOE	297100	000020	30	4,030,564.43	4,030,989.37	4,030,776.90	0.106%	\$351.17	297100-664000
Delinquent Real	616000	000020	30	5,588,243.63	5,615,139.41	5,601,691.52	0.106%	\$488.04	616100-664000
Delinquent Personal	618000	000020	30	120,742.31	164,042.41	142,392.36	0.106%	\$12.41	618100-664000
Worker's Comp	677000	000020	30	328,285.74	333,178.82	330,732.28	0.106%	\$28.81	677100-664000
Self Insurance Health	688000	000020	30	1,328,810.50	670,542.16	999,676.33	0.106%	\$87.10	688100-664000
Escheats	702000	000020	30	98,963.21	104,298.91	101,631.06	0.106%	\$8.85	702000-268010
Retirees Health	739000	000020	30	-949,770.70	0.00	-474,885.35	0.000%	\$0.00	739100-664000
				12,931,900.83	12,113,397.78			1,132.38	
ROD Automation Fund	256000	000020	30	360,224.62	363,446.20	361,835.41	0.106%	\$31.52	256100-664000
Road Commission	201000	000020	30	2,304,733.57	3,325,699.95	2,815,216.76	0.106%	\$245.27	201100-664000
Joint Narcotics Forfeiture	267000	000020	30	160,429.40	143,269.87	151,849.64	0.106%	\$13.23	267100-664000
Village of Springport	365910	000020	30	306.97	306.99	306.98	0.106%	\$0.02	365910-664000
Spring Arbor Water	365911	000020	30	5,804.54	161.09	2,982.82	0.106%	\$0.17	365911-664000
Clark Lake	365913	000020	30	86.93	86.93	86.93	0.106%	\$0.01	365913-664000
Village of Brooklyn	365914	000020	30	157,149.55	216.10	78,682.83	0.106%	\$4.57	365914-664000
Lake Columbia	365185	000020	30	72,179.46	2,456.38	37,317.92	0.106%	\$2.17	365185-664000
Southern Regional Intercept.	365916	000020	30	3,571.46	3,571.64	3,571.55	0.106%	\$0.21	365916-664000
Wolf Lake	365220	000020	30	265,203.71	-9,507.63	127,848.04	0.106%	\$7.43	365220-664000
Napoleon	365918	000020	30	542.66	542.69	542.68	0.106%	\$0.03	365918-664000
Parma Village LDFA	365920	000020	30	158,657.43	13,243.10	85,950.27	0.106%	\$4.99	365920-664000
Grass Lake Section 2002B	365924	000020	30	9,675.87	3,398.87	6,537.37	0.106%	\$0.38	365924-664000
Round/Farwell	365925	000020	30	40,706.64	9,207.92	24,957.28	0.106%	\$1.45	365925-664000
Vineyard Lake	365250	000020	30	52,535.15	432.76	26,483.96	0.106%	\$1.54	365250-664000
Rives Sanitary Sewer	365926	000020	30	-94.34	14,908.89	7,407.28	0.106%	\$0.43	365926-664000
Village of Springport	365929	000020	30	70.89	70.89	70.89	0.106%	\$0.00	365929-664000
LifeWays 2015B Series	365917	000020	30		1,518,859.45	759,429.73	0.106%	\$44.11	365917-664000
Building Authority Debt MCF	369472	000020	30	-353.80	-353.82	-353.81	0.106%	-\$0.02	369472-664000
RRF - CASH	515000	000020	30	912,488.00	710,060.41	811,274.21	0.106%	\$47.12	
RRF-Bond Debt	515000	175010	30			0.00	0.106%	\$0.00	\$68.90
RRF- City Perpetual	515000	175030	30	250,000.00	250,000.00	250,000.00	0.106%	\$21.78	515530-664000
Fair	561000	000020	30	365,632.21	345,077.81	355,355.01	0.106%	\$20.64	561100-664000
Preston Endowment	718000	000020	30	101,203.85	101,209.06	101,206.46	0.106%	\$5.88	\$5.88
Preston RESTRICTED	718001	000020	30			0.00	0.106%	\$0.00	718100-664000
Drain	801000	000020	30	1,197,639.99	1,195,902.65	1,196,771.32	0.106%	\$69.51	801100-664000
Drain	802000	000020	30	45,838.10	45,307.09	45,572.60	0.106%	\$2.65	802100-664000
Lake Level	841000	000020	30	56,205.30	56,208.19	56,206.75	0.106%	\$3.26	841100-664000
Lake Level	842000	000020	30	3,606.42	3,606.61	3,606.52	0.106%	\$0.21	842100-664000
Spring Arbor Water	851911	000020	30	3,324.61	3,324.78	3,324.70	0.106%	\$0.19	851911-664000
Southern Regional Intercept.	851916	000020	30	1,348.64	1,348.71	1,348.68	0.106%	\$0.08	851916-664000
Parma Village Wastewater	851922	000020	30	0.02	0.02	0.02	0.106%	\$0.00	851922-664000
Round/Farwell	851925	000020	30	134.94	134.95	134.95	0.106%	\$0.01	851925-664000
Vineyard Lake	851250	000020	30	405.29	405.31	405.30	0.106%	\$0.02	851250-664000
Rives Sanitary Sewer	851926	000020	30	62.40	62.40	62.40	0.106%	\$0.00	851926-664000
Sub-Total				6,529,320.48	8,102,666.26			\$528.86	
				\$ 32,393,122.14	\$ 20,216,064.04	\$ 19,838,642.68			
								\$1,661.24	Total Int Paid

November 2015 Monthly Pooled Unallocated Interest

Account Name	FUND	Beginning Balance	Ending Balance
Parks	208	-24,040	65,945
Friend of Court	215	-352,579	-381,429
Golf Courses	218	-36,520	-88,986
Health department	221	1,163,741	966,098
Runway Project	246	4,984,413	4,977,031
Falling Waters	247	124,672	163,989
Sparks Park	248	-192,846	-192,580
Budget Stabilization	257	0	0
Concealed Pistol Licensing	263	0	0
PA Drug Enforcement	264	122,567	122,313
Sheriff Drug Enforcement	265	7,964	7,964
Omnibus Forfeiture	266	981	981
Law Library	269	1,026	1,026
CDB Grant	278	173,346	191,481
Justice Training	285	-3,210	-13,056
FIA	290	66,106	65,961
Medical care facility	291	2,994,839	3,004,281
Child Care	292	323,657	909,746
Vetran's Trust	294	2,667	-1,053
Airport	295	-21,015	7,063
Equipment Fund	402	532,230	765,416
Sheriff Equipment	466	317,863	263,212
Building Authority Construction	469	0	0
Delinquent Tax Administration	617	2,499,396	2,499,396
Land bank	620	153,880	154,110
Landscape Planning	649	23,662	23,662
DOA Endowment	717	56,194	56,950
Library Fines	721	100,009	69,220
Retirement	731	526,334	688,028
Circuit Court Trust	762	239,480	223,719
		13,784,815	14,550,487

**DECEMBER
2015**

**2015 Forfeitures
Beginning 2,295**

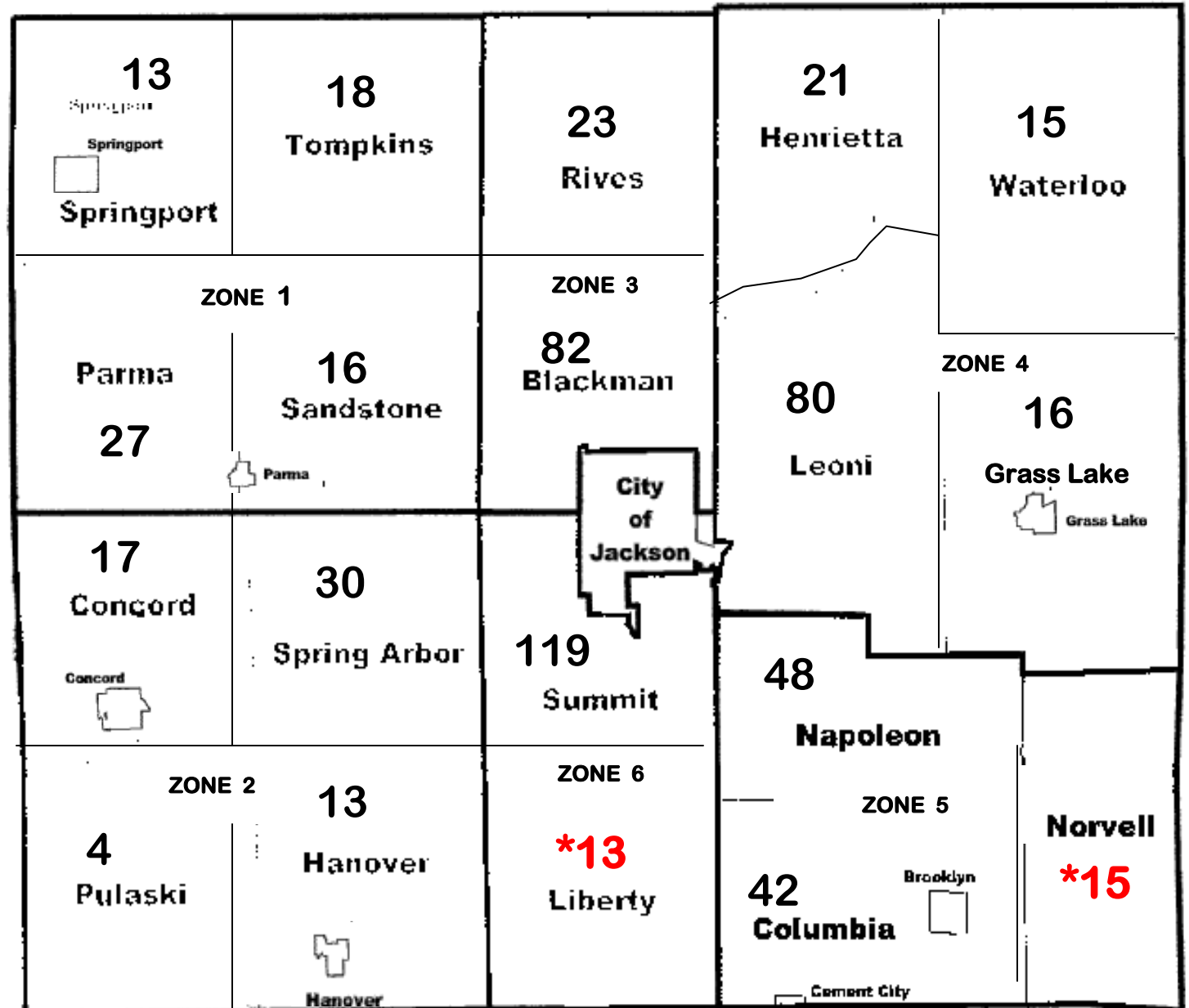
1,142 - 50%

December 2014 - 1188 47%

CITY
1- 19
2- 47
3- 76
4- 133
5- 101
6- 57
7- 42
8- 55

Total 530

03-01-14 2,509
03-01-13 2,588



Colin - 272
Jan - 335
Lu - 314
Mary - 221

